



CONTACT US

KOYO ELEVATOR CO.,LTD.

ADD: No. 368, Dongrong Road, Kunshan City, Jiangsu Province, China
TEL: 0512-57065652 / 0512-57065087
E-MAIL: info@koyocn.com
WEB: www.koyocn.com



KOYO2023080500

The artistic drawings contained in this catalog are for illustration purposes only, physical products may vary. Any pictures and words in this book, regardless of their literal means or meaning, will take no responsibility for the purpose and the quality of the product, or any expression and changes in the sales contract. Due to the limitation of printing process, the actual processing color may be slightly different from this volume, and the final shape can be determined according to the actual materials and color samples.

Edition of 2023

服务热线 400-888-1888

KOYO
elevator



HOME ELEVATOR



Company Profile

Founded in 2002, KOYO has been a modern elevator and escalator manufacturer based in Kunshan, China with invested capital of 130 million US Dollars, and an occupied area of 230,000 square meters. It is a comprehensive elevator manufacturer that integrates research & development, design, manufacture, sales, installation, maintenance, and retro-fitting into one combined solution. Up until today, the company is capable of producing high-speed elevators with a maximum speed of 8m/s. The built units are equipped with the Elevator Group Supervisory Control System which is capable of managing eight units at the same time operating in buildings up to 64 stories. In addition to KOYO's product line, the maximum lifting height of escalators can reach 25 meters, and the maximum length for passenger conveyor products can reach 200 meters. By collaborating with Suzhou University and Shanghai Jiaotong University, KOYO has developed a series of mainboards and control systems of its own. Since 2002, our products are popular in 122 countries such as Germany, France, Italy, USA, Britain etc.

KOYO Elevator was ranked as the National High-tech Entrepreneur due to its heavy investment in R&D and innovative technology. With automated metal-working production equipment and escalator assembly-line assembly equipment plus a mindset of constantly striving for perfection, KOYO has been able to ensure its product quality and performance since day one. All production conforms to the standards of CCC, GB, VDI, EN81, EN115, CE, TUV, IEC, etc. KOYO has also obtained ISO9001:2015 Quality Supervision System Authentication Certificate, ISO14001:2015 Environmental Management System Certificate and ISO45001:2018 Occupational Safety Hygiene Management System Certificate issued by the authoritative international certification institutes.

Capital invested : **130** million USD

Occupied area : **230,000** square meters

8 m/s maximum speed

64 floors, **8** units group supervisory control system

Maximum **25** m height escalator

Maximum **200** m length passenger conveyer

Popular in **122** countries



Perfect life, decorate our home with technology

Residential elevator offers an extraordinary life enjoyment for you

KOYO elevator always strongly believes that technology progress each time comes from a sense of humanity. Every innovative design results from a certain factor which is "love" - design thinking. About villa elevator, our dream is very simple, which is to let you enjoy the world's sweetness and caring in your exclusive home.

Individualized luxurious life

Control cabinet is fully enclosed without radiation, and does not affect your family's health;
Elevator air conditioner improves car environment, quality life, and health factor;
Smooth operation system, start and stop are smooth and comfort;
220V household power supply, energy consumption is only equivalent to a refrigerator.



Intellectual control

VVVF variable frequency control door machine system can freely adjust door machine running curve with safe operation and stable quality.



Noise reducing

It dose not affect good sleep and the rest of your family because of low-noise traction machine design, triple car-wall noise-reducing design, running system noise-decreasing design.



Smooth and comfortable

Our home elevator is with smooth running system and comfortable speed operational curve, that is slow, soft and smooth start and stop. So it is the most suitable choice for the old-aged people in your family.



Flexible application

Rich and cotorful car combination satisfies your plural requiremente.it brings a much more free and flexible building space.

Car decoration




Model: KYC-H301

Car wall	Back wall: Hairline stainless steel	Ceiling	Hairline stainless steel + downlights
	Side wall : Hairline stainless steel		
	Front wall and header: Hairline stainless steel	Floor	PVC
	Skirting line: Hairline stainless steel		
	Car door: Hairline stainless steel		



Model: KYC-H304

Car wall	Back wall: Mirror + hairline stainless steel	Ceiling	Hairline stainless steel + acrylic + downlights
	Side wall : Mirror + hairline stainless steel		
	Front wall and header: Hairline stainless steel	Floor	PVC
	Skirting line: Hairline stainless steel		
	Car door: Hairline stainless steel		



Car decoration



Model: KYC-H302

Car wall
 Back wall: Wood grain steel plate + hairline stainless steel
 Side wall : Wood grain steel plate + hairline stainless steel
 Front wall and header: Hairline stainless steel
 Skirting line: Hairline stainless steel
 Car door: Hairline stainless steel

Ceiling
 Hairline stainless steel + downlights
 Floor
 PVC



Model: KYC-H303

Car wall
 Back wall: Bronzed hairline stainless steel + mirror stainless steel
 Side wall : Bronzed hairline stainless steel + mirror stainless steel
 Front wall and header: Hairline stainless steel
 Skirting line: Hairline stainless steel
 Car door: Hairline stainless steel

Ceiling
 Hairline stainless steel + downlights
 Floor
 PVC

Car decoration



Model: KYC-H305

Car wall	Back wall: Champagne golden hairline stainless steel frame + safety glass	Ceiling	Champagne golden hairline stainless steel frame+ acrylic
	Side wall: Champagne golden hairline stainless steel frame + safety glass	Floor	PVC
	Front wall and header: Champagne golden hairline stainless steel	Handrail	Champagne golden hairline stainless steel
	Car door: Champagne golden hairline stainless steel frame + safety glass		



Model: KYC-H308

Car wall	Back wall: Golden titanium mirror stainless steel + golden titanium etched stainless steel	Ceiling	Golden titanium hairline stainless steel+ acrylic
	Side wall: Golden titanium mirror stainless steel + golden titanium hairline stainless steel	Floor	PVC
	Front wall and header: Golden titanium hairline stainless steel	Handrail	Golden titanium + wooden (optional)
	Skirting: Golden titanium hairline stainless steel Car door: Golden titanium hairline stainless steel		



Car decoration



Model: KYC-H307

Car wall	Back wall: Rose golden mirror stainless steel	Ceiling	Rose golden hairline stainless steel+ acrylic+ downlights
	Side wall : Rose golden mirror and hairline stainless steel	Floor	PVC
	Front wall and Header: Rose golden mirror stainless steel	Handrail	Mirror stainless steel(optional)
	Skirting line: Rose golden hairline stainless steel		
	Car door: Rose golden mirror stainless steel		



Model: KYC-H306

Car wall	Back wall: Black titanium mirror stainless steel+ champagne satin stainless steel	Ceiling	Mirror stainless steel+ downlights+ acrylic
	Side wall: Black titanium mirror stainless steel+ champagne satin stainless steel	Floor	PVC
	Front wall and header: Black titanium mirror stainless steel	Handrail	Hairline stainless steel (optional)
	Skirting: Hairline stainless steel		
	Car door: Black titanium hairline stainless steel		

Car decoration



Model: KYC-H309

Car wall	Back wall: Golden titanium mirror stainless steel + golden titanium etched stainless steel	Ceiling	Golden titanium hairline stainless steel + acrylic
	Side wall: Golden titanium mirror stainless steel + golden titanium hairline stainless steel	Floor	PVC
	Front wall and header: Golden titanium mirror stainless steel	Handrail	Golden titanium hairline stainless steel + wooden (optional)
	Skirting: Golden titanium mirror stainless steel		
	Car door: Golden titanium hairline stainless steel		

Operation panel series



Landing door series



KYD-Z128

Hairline stainless steel

Titanium gold hairline stainless steel


KYD-Z129

Titanium gold etched stainless steel

KYD-Z125

Titanium gold hairline stainless steel frame + safety glass

Sliding door




Aluminum alloys champagne aluminum

Aluminum alloys light gold

Aluminum alloys rose gold

Aluminum alloys light bronze

Floor series



KYS-22(pvc)

KYS-23(pvc)

KYS-24(pvc)

KYS-S201(pvc)

KYS-S202(pvc)

KYS-S204(pvc)

KYS-S205(pvc)

KYS-S206(pvc)

Ceiling series



KYT-D118

Hairline stainless steel

KYT-D115-2

Hairline stainless steel

KYT-D121-2

Mirror stainless steel

KYT-D102

Titanium gold hairline stainless steel


KYT-D128-2

Titanium gold mirror stainless steel

KYT-D130-2

Rose gold hairline stainless steel

Handrail series



KYH-F101

Hairline stainless steel

KYH-F107

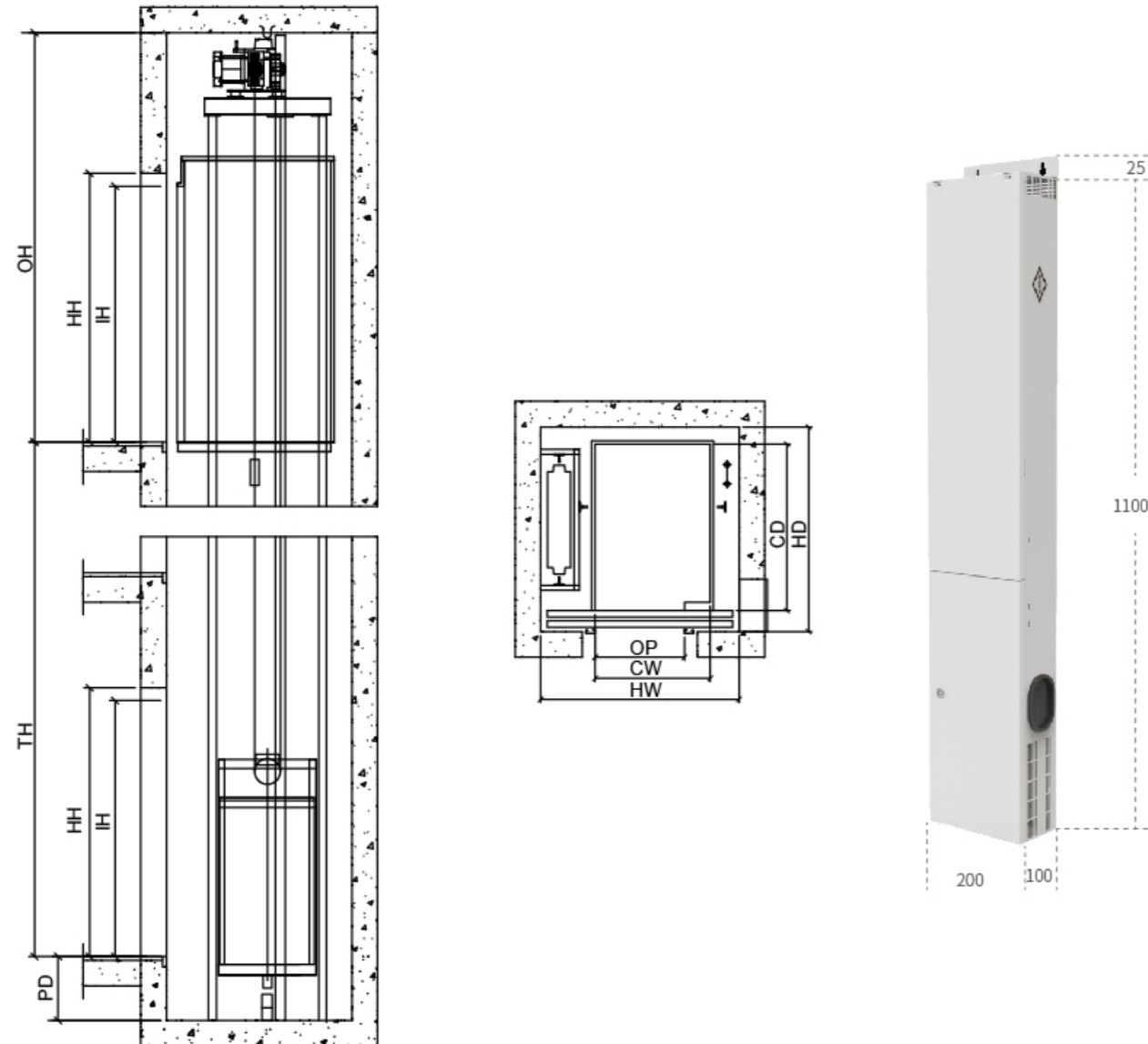
Rose gold hairline stainless steel

KYH-F110

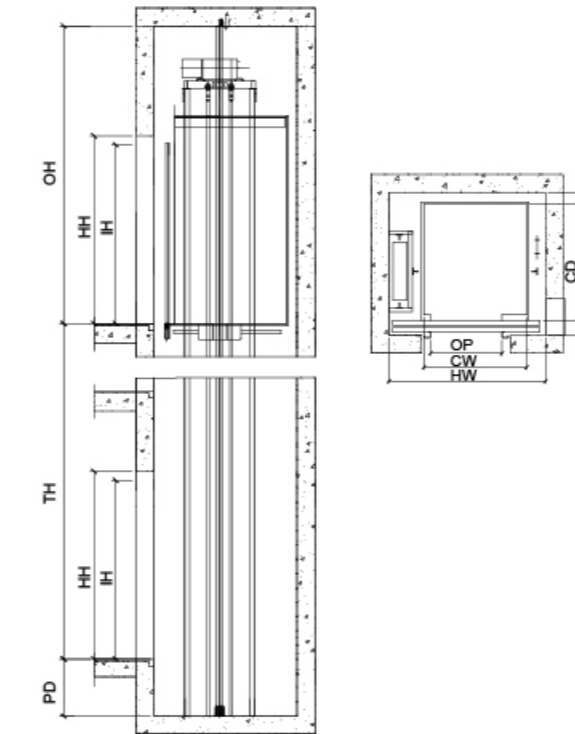
Titanium gold hairline stainless steel + leather

Elevator construction sketch

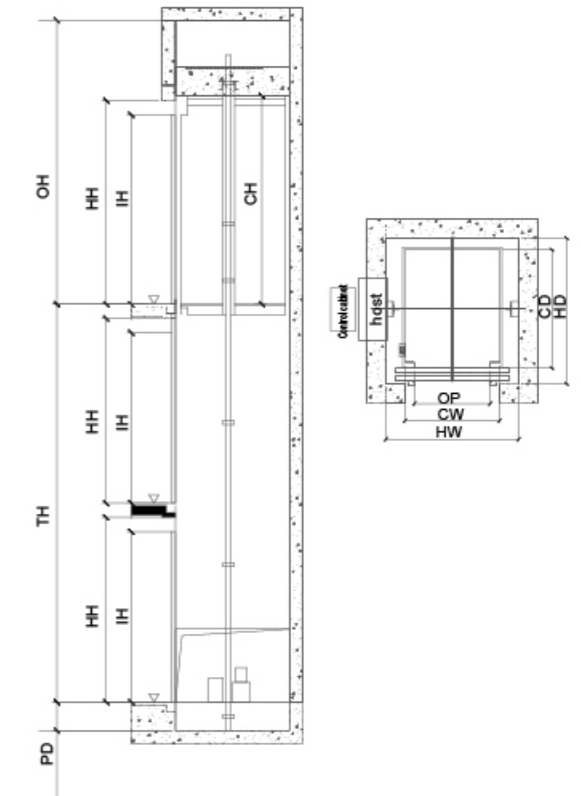
Traction type elevation plan



Steel belt type elevation plan



Forced drive type elevation plan



Traction type home elevator(side counterweight)

	Load capacity (kg)	250	320	400
Center opening door	Car size(CW X CD mm)	850X1050	950X1100	950X1200
	Opening size (OP X OPHmm)	650X2000	700X2000	700X2000
	Shaft size (HW X HDmm)	1450X1310	1550X1360	1550X1460
	Car size(CW X CD mm)	750X1000	900X1150	900X1250
Side opening door	Opening size (OP X OPHmm)	650X2000	720X2000	750X2000
	Shaft size (HW X HDmm)	1350X1350	1500X1500	1500X1600
	Car size(CW X CD mm)	750X950	850X1050	900X1200
Sliding door	Opening size (OP X OPHmm)	700X2000	800X2000	800X2000
	Shaft size (HW X HDmm)	1350X1060	1450X1160	1500X1310
	OH (mm)	≥2900		
	Pit depth (mm)	≥300		
	Car height (mm)	2200		

Steel belt type home elevator (side counterweight)

	Load capacity (kg)	250	320	400
Center opening door	Car size(CW X CD mm)	850X1050	950X1100	950X1200
	Opening size (OP X OPHmm)	650X2000	700X2000	700X2000
	Shaft size (HW X HDmm)	1450X1300	1550X1360	1550X1460
	Car size(CW X CD mm)	750X1000	900X1150	900X1250
Side opening door	Opening size (OP X OPHmm)	650X2000	750X2000	750X2000
	Shaft size (HW X HDmm)	1350X1350	1500X1500	1500X1600
	Car size(CW X CD mm)	750X950	850X1050	900X1200
Sliding door	Opening size (OP X OPHmm)	700X2000	800X2000	800X2000
	Shaft size (HW X HDmm)	1350X1060	1450X1160	1500X1310
	OH (mm)	≥2700		
	Pit depth (mm)	≥300		
	Car height (mm)	2200		

Forced drive home elevator (side counterweight)

	Load capacity (kg)	250	320	400
Center opening door	Car size(CW X CD mm)	1050X850	1150X950	1150X1100
	Opening size (OP X OPHmm)	650X2000	700X2000	700X2000
	Shaft size (HW X HDmm)	1450X1110	1550X1210	1550X1360
	Car size(CW X CD mm)	950X850	1100X950	1100X1100
Side opening door	Opening size (OP X OPHmm)	650X2000	750X2000	750X2000
	Shaft size (HW X HDmm)	1350X1200	1500X1300	1500X1450
	Car size(CW X CD mm)	750X1000	850X1000	1100X1100
Sliding door	Opening size (OP X OPHmm)	700X2000	800X2000	800X2000
	Shaft size (HW X HDmm)	1150X1110	1250X1110	1500X1210
	OH (mm)	≥3000		
	Pit depth (mm)	≥300		
	Car height (mm)	2200		

The depth of the lift car includes the front wall thickness, and the front wall thickness is 90mm if NBSL doors are used
 The height of the lift car includes the ceiling, which defaults to a height of 100mm (excluding single-layer ceilings and non-standard ceilings)
 Pit depth < 300mm non-standard, consult with us